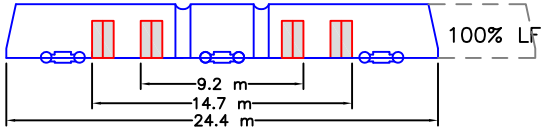
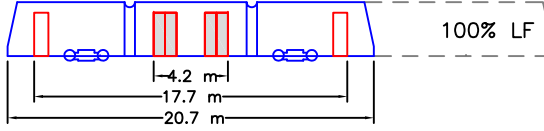
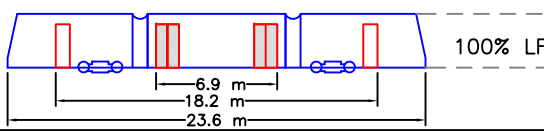
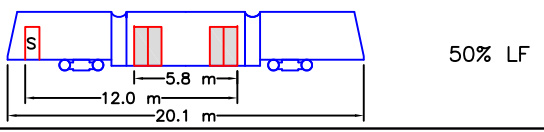
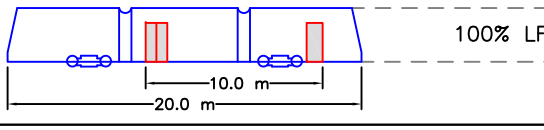
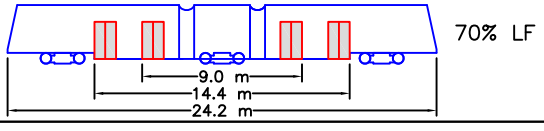
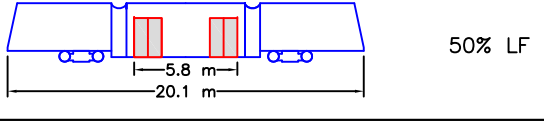
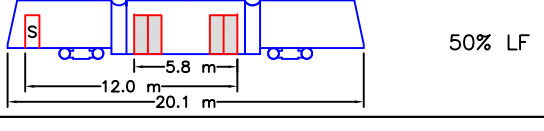
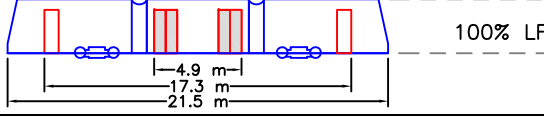
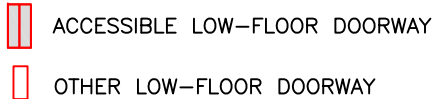


APTA STREETCAR SUBCOMMITTEE CARBUILDER SURVEY 2013 DRAFT				WIDTHS		CAPACITY				
VEHICLE COMPARISON CHART (SEE INDIVIDUAL VEHICLE PAGES FOR MORE DETAIL)		MIN/MAX LENGTHS	2.3 m	2.4 m	2.46 m	2.65 m	2.4 m TOTAL and (SEATED)	2.65 m TOTAL and (SEATED)	MIN. RADIUS (IN-SERVICE)	LOAD LEVEL OPTION?
ALSTOM CITADIS SPIRIT		24.5–29.9 m				●	—	147 (60)	25m std 18m opt	YES
BOMBARDIER FLEXITY FREEDOM		20.7–30.8 m				●	—	113 (34)	25m std 18m opt	YES
CAF- URBOS (CINCINNATI)		23.6–44.5 m			●	●		148 (24)	18 m	YES
INEKON PORTLAND/SEATTLE		20m				●	115 (29)	—	18 m	YES
KINKISHARYO AMERITRAM		20–40m				● ●	109 (28)	115 (28)	18 m	YES
SIEMENS S-70 STREETCAR		24.2m				●	—	147 (60)	25m std 18m opt	YES
BROOKVILLE LIBERTY		20m				● ●	126 (41)	138 (47)	18 m	YES
UNITED STREETCAR USC 100		20m				●	115 (29)	—	18 m	YES
VOSSLOH TRAMLINK		21.5–43 m				● ●		131 (50)	18 m	YES
DRAFT REV 2/9/13 JCS		BASE MODEL LENGTH SHOWN, DASHED LINE INDICATES LONGEST VERSION (WHERE AVAILABLE)								
										